

# NATURAL STONE DRIVEWAYS

For more detailed imagery  
and colour options, please  
visit [marshalls.co.uk/  
gardens-and-driveways](https://marshalls.co.uk/gardens-and-driveways)



# DRIVEWAY SETTS

The ultimate in natural stone driveways

Precisely cut Driveway Setts produced from graded Indian Sandstone, hand selected for beautiful consistent colours. Perfect to give any home a real touch of luxury.



Driveway Setts Bands of Silver Birch and Autumn Bronze  
Also shown: Banded with Cropped Granite Setts

## COLOUR OPTIONS



## PROJECT PACK - 8.28m<sup>2</sup> coverage

245 x 165 x 50


**130**  
per pack

165 x 165 x 50

**90**  
per pack

165 x 125 x 50

**28**  
per pack



## IMPORTANT LAYING INFORMATION

- ✓ Sizes and coverage are those attained when laid with a 5mm joint. **See pg 135** for specific installation guidelines.
- ✓ Available via order select.



# NATURAL STONE SETTS

Superb traditional  
sandstone driveways

Natural Stone Driveway Setts are produced from specially selected Indian Sandstone, featuring naturally split stone to give a delicate riven or sawn surface. Hand selected for colour consistency and available in a range of sizes to create a truly outstanding driveway.

Natural Stone Setts Split & Tumbled, Silver Birch

## COLOUR OPTIONS



## SPLIT & TUMBLED SETTS

- 9.24m<sup>2</sup> coverage

210 x 110 x 50

**400**  
per pack

## SAWN & TUMBLED SETTS

- 10.33m<sup>2</sup> coverage

210 x 110 x 50

**480**  
per pack

## IMPORTANT LAYING INFORMATION

- ✓ Sizes and coverage are those attained when laid with a 10mm joint. **See pg 135** for specific installation guidelines.
- ✓ Available via order select.





# SCOUTMOOR® SETTS

Exclusive and iconic  
British Yorkstone

Scoutmoor is predominantly blue/grey in colour with sweeping variable brown bands. To complete the look, combine these setts with our impressive Scoutmoor paving.



Scoutmoor Setts Diamond Sawn

## COLOUR OPTION



DIAMOND SAWN

## SINGLE SIZE PACK - 7.75m<sup>2</sup> coverage

205 x 105 x 50

**360**  
per pack

## IMPORTANT LAYING INFORMATION

- ✓ Sizes and coverage are those attained when laid with a 5mm joint. **See pg 135** for specific installation guidelines.
- ✓ Available via order select.





# CROPPED PORPHYRY SETTS

Create stunning driveways, borders and pathways

Offering a truly stunning variation in colour, these robust Porphyry setts, which have been split by hand on the top and bottom and cropped on four sides are sure to create a statement driveway.

## COLOUR OPTION



## SINGLE SIZE PACK - 9.68m<sup>2</sup> coverage

110 x 110 x 50

800  
per pack

## IMPORTANT LAYING INFORMATION

- ✓ Sizes and coverage are those attained when laid with a 10mm joint. **See pg 135** for specific installation guidelines.
- ✓ Available via order select.





# MAGNASETT®

A statement choice for your property

Beautiful large stone setts designed to make a real statement. Equally suitable for use on both driveways and patios, these sandstone setts will add a unique and stylish look to your property and are available in two blended colours of naturally split stone which provides a delicate riven surface.



**Magnasett Autumn Gold**

Design & install by Avantgardens North East Ltd, Hartlepool.

## COLOUR OPTIONS



## PROJECT PACKS - 8.41m<sup>2</sup> coverage

410 x 410 x 50

**16**  
per pack



410 x 275 x 50

**32**  
per pack



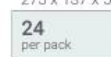
275 x 275 x 50

**16**  
per pack



275 x 137 x 50

**24**  
per pack



## IMPORTANT LAYING INFORMATION

- ✓ Sizes and coverage are those attained when laid with a 10mm joint. See pg 135 for specific installation guidelines.
- ✓ Available via order select.



# FARNLEY® SETTS

Attractive natural stone  
linear sets

69

FARNLEY SETTS

Sawn on all six sides and then gently tumbled, Farnley Setts have been purposefully designed to achieve both contemporary and traditional patterns. Choose from three different stone types and blends; Buff Multi made from an Indian Sandstone, Charcoal Multi a robust Indian Basalt or Silver Blue Multi, a stunning Limestone.

Farnley Setts Silver Blue Multi

## COLOUR OPTIONS



## SINGLE SIZE PACK - 7.2m<sup>2</sup> coverage

200 x 50 x 50

720  
per pack

## IMPORTANT LAYING INFORMATION

- ✓ Sizes and coverage are actual and do not include joint width. **See pg 135** for specific installation guidelines.
- ✓ Available via order select.





# GRANITE SETTS

Clean lines for a contemporary finish

Our stunning Granite Eclipse Setts are perfect for creating a contemporary driveway. Ethically sourced, with a rugged texture, they are sawn on all sides and flamed to deliver a modern format sett with excellent slip resistant qualities. Our Cropped Granite Setts make an ideal border or pathway feature to driveways and patios



Sawn Granite Eclipse Setts Dark

## COLOUR OPTIONS



## SAWN PROJECT PACK - 8.04m<sup>2</sup> coverage - Light, Dark

355 x 155 x 50

**90**  
per pack

255 x 155 x 50

**60**  
per pack

155 x 155 x 50

**30**  
per pack



## CROPPED SINGLE SIZE PACKS - Silver Grey

210 x 110 x 100

**200**  
per pack  
**4.62m<sup>2</sup>**  
coverage\*\*

110 x 110 x 100

**400**  
per pack  
**4.84m<sup>2</sup>**  
coverage\*\*

## IMPORTANT LAYING INFORMATION

- ✓ Sawn Granite Eclipse Setts sizes and coverage are those attained when laid with a 5mm joint. Cropped Granite Setts sizes and coverage are those attained when laid with a 10mm joint. **See pg 135** for specific installation guidelines.
- ✓ Available via order select (excluding Cropped Granite Setts).





# NEWDALE

A stunning limestone driveway

Newdale is a premium limestone sourced for its stunning colour and then tumbled to give a characteristic finish. This ethically sourced natural stone will create a contemporary driveway that would compliment traditional or modern property types.

Newdale Platinum

## COLOUR OPTION



## PROJECT PACK - 8.04m<sup>2</sup> coverage

355 x 155 x 50

**90**  
per pack

255 x 155 x 50

**60**  
per pack

155 x 155 x 50

**30**  
per pack



## IMPORTANT LAYING INFORMATION

- ✓ Sizes and coverage are those attained when laid with a 5mm joint. **See pg 135** for specific installation guidelines.
- ✓ Available via order select.



# PORCELAIN DRIVEWAYS

*For more detailed imagery  
and colour options, please  
visit [marshalls.co.uk/  
gardens-and-driveways](https://marshalls.co.uk/gardens-and-driveways)*

SYMPHONY® Plus Drive Charcoal





**SYMPHONY Plus Drive Grey**  
Also shown with Sawn Granite Eclipse Setts, Dark.

# SYMPHONY® PLUS DRIVE

A low maintenance and modern finish for your driveway

All the same fantastic advantages as standard porcelain paving, now for your drive. With the fantastic benefits of a strong concrete backing and a contemporary aesthetic finish, SYMPHONY Plus Drive is the perfect option for a modern finish.

## COLOUR OPTIONS



### HOW IT WORKS

- 10mm porcelain
- 50mm concrete

## SINGLE SIZE PACK - 6.84m<sup>2</sup> coverage

600 x 600 x 60

**19**  
per pack



## COMPLEMENTARY PRODUCTS



GRANITE ECLIPSE SETTS  
pg 70

## IMPORTANT LAYING INFORMATION

- ✓ Sizes and coverage quoted are based on working dimensions, attained with a 5-8mm joint.
- ✓ This product comes with specific installation guidelines. See pg 135 for additional product notes.
- ✓ Available via order select.



# CONCRETE DRIVEWAYS

*For more detailed imagery  
and colour options, please  
visit [marshalls.co.uk/  
gardens-and-driveways](https://marshalls.co.uk/gardens-and-driveways)*







# DRIVESYS® ORIGINAL COBBLE

An elegant and timeless  
reclaimed stone look

75

DRIVESYS ORIGINAL COBBLE

Drivesys Original Cobble creates a realistic antique cobble stone look with all the benefits of an engineered concrete driveway. Use a single colour finish or blend a variety of colours to enhance the charm of any home. Co-ordinating roundtop edges are available.

**Drivesys Original Cobble Iron Grey and Canvas Mix**  
Design & Install by Arun Driveways, Little Hampton.

## COLOUR OPTIONS



## PROJECT PACK - 10.93m<sup>2</sup> coverage

215 x 130 x 60

**160**  
per pack

185 x 130 x 60

**80**  
per pack

165 x 130 x 60

**80**  
per pack

145 x 130 x 60

**80**  
per pack

130 x 130 x 60

**80**  
per pack



## IMPORTANT LAYING INFORMATION

- ✓ Sizes and coverage are actual and do not include joint width.
- ✓ **This product comes with specific installation guidelines, see pg 135 for additional product notes.**  
Marshalls recommends the patented Drivesys Driveway system is installed by Marshalls Register Installers.
- ✓ Each pack is supplied with the right amount of jointing compound. Some maintenance of this product will be required after initial install.
- ✓ Drivesys blocks come with a protective transportation seal which will remain slightly slippery underfoot until weathered. Once the seal has weathered blocks may appear lighter in colour.
- ✓ Available via order select.



# DRIVESYS® RIVEN STONE

A subtle riven surface with sharp clean lines

An elegant driveway replicating lightly riven stone, but with the inherent strength and practicality of concrete. Complemented by crisp, straight edges, it offers an attractive and cost effective alternative to natural stone with a practical, hardwearing colour and finish.



**Drivesys Riven Stone Silver Grey & Basalt Mixed**  
Design & Install by Newleaf Landscapes, Alfreton.

## COLOUR OPTIONS



## PROJECT PACK - 9.02m<sup>2</sup> coverage

220 x 160 x 60

**100**  
per pack

200 x 160 x 60

**60**  
per pack

180 x 160 x 60

**80**  
per pack

160 x 160 x 60

**20**  
per pack

120 x 160 x 60

**30**  
per pack



## IMPORTANT LAYING INFORMATION

- ✓ Sizes and coverage are actual and do not include joint width.
- ✓ **This product comes with specific installation guidelines, see pg 135 for additional product notes.**  
Marshall's recommends the patented Drivesys Driveway system is installed by Marshall's Register Installers.
- ✓ Each pack is supplied with the right amount of jointing compound. Some maintenance of this product will be required after initial install.
- ✓ Drivesys blocks come with a protective transportation seal which will remain slightly slippery underfoot until weathered. Once the seal has weathered blocks may appear lighter in colour.
- ✓ Available via order select.





# DRIVESYS® FLAMED STONE

An impactful driveway  
with a prestigious feel

Create an impact with this larger sized driveway featuring a flamed-effect finish with the prestigious look and feel of Welsh Pennant stone. The realistic stone face profiles, and straight contemporary edges, along with hardwearing colour and finish, make this the perfect stone look driveway.

## Drivesys Flamed Stone Blue Pennant

Design & Install by Discover Paving & Landscaping, Cheshire

### COLOUR OPTION



### PROJECT PACK - 11.02m² coverage

280 x 210 x 60

**100**  
per pack

250 x 210 x 60

**20**  
per pack

210 x 210 x 60

**50**  
per pack

170 x 210 x 60

**20**  
per pack

140 x 210 x 60

**40**  
per pack



### IMPORTANT LAYING INFORMATION

- ✓ Sizes and coverage are actual and do not include joint width.
- ✓ **This product comes with specific installation guidelines, see pg 135 for additional product notes.**  
Marshall's recommends the patented Drivesys Driveway system is installed by Marshall's Register Installers.
- ✓ Each pack is supplied with the right amount of jointing compound. Some maintenance of this product will be required after initial install.
- ✓ Drivesys blocks come with a protective transportation seal which will remain slightly slippery underfoot until weathered. Once the seal has weathered blocks may appear lighter in colour.
- ✓ Available via order select.



# DRIVESYS® SPLIT STONE

Subtly sophisticated  
driveway solution

All the character of premium natural stone with the reliability of modern engineered concrete. This robust design is created using realistic split stone face profiles combined with a straight edge for a sophisticated result.



**Drivesys Split Stone Basalt**

Also shown: Drivesett Kerb

Design & Install by Jason Clarke Classic Paving, Stockport

## COLOUR OPTION



## PROJECT PACK - 9.02m<sup>2</sup> coverage

220 x 160 x 60

**100**  
per pack

200 x 160 x 60

**60**  
per pack

180 x 160 x 60

**80**  
per pack

160 x 160 x 60

**20**  
per pack

120 x 160 x 60

**30**  
per pack



## IMPORTANT LAYING INFORMATION

- ✓ Sizes and coverage are actual and do not include joint width.
- ✓ **This product comes with specific installation guidelines, see pg 135** for additional product notes.  
Marshalls recommends the patented Drivesys Driveway system is installed by Marshalls Register Installers.
- ✓ Each pack is supplied with the right amount of jointing compound. Some maintenance of this product will be required after initial install.
- ✓ Drivesys blocks come with a protective transportation seal which will remain slightly slippery underfoot until weathered. Once the seal has weathered blocks may appear lighter in colour.
- ✓ Available via order select.





# DRIVELINE METRO®

Striking and streamlined  
driveway style

Achieve a sharp contemporary look with a distinctive streamlined shape. Lightly washed to expose the aggregate and to give a premium finish. Create an eye catching design statement by mixing the four carefully selected colour options.

Driveline Metro Light Grey & Dark Grey Mix

Also shown: Keykerb Small  
Design & Install by Esse Landscapes, Crawley.

## COLOUR OPTIONS



## SINGLE SIZE PACK - 6.74m<sup>2</sup> coverage

480 x 130 x 80

108  
per pack

## IMPORTANT LAYING INFORMATION


- ✓ Sizes and coverage are actual and do not include joint width. See pg 135 for specific installation guidelines.
- ✓ Available via order select.



# DRIVESETT ARGENT®

Stunning granite finish with  
premium aggregates

Achieve a premium granite look with this cost effective, attractive and hardwearing concrete. Co-ordinating paving and walling in the same range is available to provide greater design potential.



Drivesett Argent Graphite, Dark & Light Mix  
Also shown: Driveline Drain, Natural.

## COLOUR OPTIONS



## PROJECT PACK - 10.75m<sup>2</sup> coverage

240 x 160 x 50

**120**  
per pack

160 x 160 x 50

**216**  
per pack

80 x 160 x 50

**48**  
per pack



## IMPORTANT LAYING INFORMATION

- ✓ Sizes and coverage are actual and do not include joint width. **See pg 135** for specific installation guidelines.
- ✓ Available via order select.







**Drivesett Coppice Cedar & Pennant Blend with an Oak Blend border detail**  
Design & Install by Jason Clarke Classic Paving, Stockport.

# DRIVESETT COPPICE®

Distinctive blended  
colours for a unique finish

81

DRIVESETT COPPICE

Blended from light to dark in each colour mix, the single size pack contains five different blends which, when laid create an impression of multiple sized block paving. The blocks are lightly riven with an aged edge detail that creates a distinctive driveway. Popular block size for ease of installation and three versatile colours blended to suit a broad range of house types.

## COLOUR OPTIONS



## SINGLE SIZE PACK - 9.6m<sup>2</sup> coverage

240 x 160 x 50

**250**  
per pack



## IMPORTANT LAYING INFORMATION

- ✓ Sizes and coverage are actual and do not include joint width. **See pg 136** for specific installation guidelines.
- ✓ Available via order select.



# DRIVELINE NOVA®

Traditional colours with a contemporary twist

A paving option with lots of design capabilities and versatility. From the successful combination of two contrasting colours, a larger size option and two textures, smooth and coarse. Driveline Nova gives a traditional product a contemporary edge.



**Driveline Nova Coarse Brindle & Pebble Grey Mix**  
Design & Install by Garden TLC Ltd, Oldham.

## COLOUR OPTIONS



## SINGLE SIZE PACK - 9.72m<sup>2</sup> coverage

300 x 150 x 50

**216**  
per pack

## COMPLEMENTARY PRODUCTS



**GRANITE ECLIPSE SETTS**  
pg 70

## IMPORTANT LAYING INFORMATION

- ✓ Sizes and coverage are actual and do not include joint width. **See pg 136** for specific installation guidelines.
- ✓ Available via order select.







# DRIVESETT NATRALE®

A subtle and gentle  
natural stone replica

Drivesett Natrale uses realistic split stone face profiles to provide a cost effective and practical alternative to natural stone driveways. The varied selection of block sizes and warm colour mixes can be used to create attractive random designs.

## Drivesett Natrale Slate

Also shown: Keykerb Large, Charcoal

Design & Install by Arun Driveways, Little Hampton.

## COLOUR OPTIONS



## SINGLE SIZE PACKS

240 x 160 x 50

**300**  
per pack  
**11.52m<sup>2</sup>**  
coverage

160 x 160 x 50

**420**  
per pack  
**10.75m<sup>2</sup>**  
coverage

120 x 160 x 50

**540**  
per pack  
**10.37m<sup>2</sup>**  
coverage

## COMPLEMENTARY PRODUCTS



DRIVESETT KERB  
pg 113

## IMPORTANT LAYING INFORMATION

- ✓ Sizes and coverage are actual and do not include joint width. **See pg 135** for specific installation guidelines.
- ✓ Available via order select.



# DRIVESETT® TEGULA

## The most popular traditional block paving

Original and popular traditional block paving renowned for its lasting performance, offering a classic, high quality driveway. Designed to create an established, timeworn appearance with a variety of block sizes and rich, traditional colour blends.



**Drivesett Tegula Charcoal**

Design & Install by A Dunlop Landscapes, Preswick.





## COLOUR OPTIONS



## SINGLE SIZE PACKS

240 x 160 x 50

**284**  
per pack  
**10.91m<sup>2</sup>**  
coverage

160 x 160 x 50

**426**  
per pack  
**10.91m<sup>2</sup>**  
coverage

120 x 160 x 50

**606**  
per pack  
**11.64m<sup>2</sup>**  
coverage

## PROJECT PACK - 9.73m<sup>2</sup> coverage

- Traditional, Harvest, Pennant Grey, Charcoal

240 x 160 x 50

**142**  
per pack

160 x 160 x 50

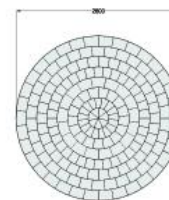
**152**  
per pack

160 x 120 x 50

**20**  
per pack



## CIRCLE PACK - 2.6m diameter - Traditional, Pennant Grey



Size mm (nominal)	m <sup>2</sup> /pack
2600	5.3

## IMPORTANT LAYING INFORMATION

- ✓ This range is manufactured across the UK so colour variation may alter slightly to images represented.
- ✓ Due to possible batch colour variation, project packs should not be mixed with single sizes.  
Sizes and coverage are actual and do not include joint width. **See pg 135** for specific installation guidelines.
- ✓ Available via order select - selected sizes only.



# DRIVESETT SAVANNA®

Create a versatile driveway for everyday living

An all round great quality, great value product. Designed to create a classic driveway look and finish, with hardwearing performance. These classic shaped blocks are available in a range of contemporary colours and sizes to provide the right aesthetic for every property style.



**Drivesett Savanna Traditional & Autumn Mix**  
Design & Install by All Seasons Landscapes, Stockton-on-Tees.

## COLOUR OPTIONS



## SINGLE SIZE PACKS

240 x 160 x 50

**300**  
per pack  
**11.52m<sup>2</sup>**  
coverage

160 x 160 x 50

**420**  
per pack  
**10.75m<sup>2</sup>**  
coverage

120 x 160 x 50

**540**  
per pack  
**10.37m<sup>2</sup>**  
coverage

## IMPORTANT LAYING INFORMATION

- ✓ This range is manufactured across the UK so colour variation may alter slightly to images represented.
- ✓ Sizes and coverage are actual and do not include joint width. See pg 136 for specific installation guidelines.
- ✓ Available via order select - selected sizes only.







Drivesett Deco Traditional

# DRIVESETT DECO®

Rustic and traditional  
cobbled effect

87

DRIVESETT DECO

Create a traditional cobbled effect with these smaller rustic blocks, offering an elegant aged appearance and a choice of rich colour blends. Drivesett Deco is suitable for use as driveway, edging feature or path coordinating beautifully with many other Marshalls paving and driveway products.

## COLOUR OPTIONS



## SINGLE SIZE PACK - 10.67m<sup>2</sup> coverage

110 x 110 x 50

882  
per pack

## IMPORTANT LAYING INFORMATION

- ✓ Sizes and coverage are actual and do not include joint width. See pg 136 for specific installation guidelines.
- ✓ Available via order select.



# STANDARD BLOCK PAVING

A budget driveway solution

Budget block paving which offers a more attractive, practical and longer lasting option than a resin or asphalt product.



**Standard Block Paving Bracken**

Installed by James Bird Landscapes Ltd, Sheffield.

## COLOUR OPTIONS



## SINGLE SIZE PACK - 9.76m<sup>2</sup> coverage

200 x 100 x 50

**488**  
per pack

## IMPORTANT LAYING INFORMATION

- ✓ This range is manufactured across the UK so colour variation may alter slightly to images represented.
- ✓ Sizes and coverage are actual and do not include joint width. See pg 136 for specific installation guidelines.
- ✓ Available via order select.







# DRAINAGE SOLUTIONS

For more detailed imagery  
and colour options, please  
visit [marshalls.co.uk/  
gardens-and-driveways](https://marshalls.co.uk/gardens-and-driveways)

# DRIVELINE DRAIN®

Patented, innovative linear drainage solution

Driveline Drain is a concrete drainage system that provides a high performance solution to help reduce the risk of flooding and surface water. Designed to work with both contemporary and traditional styled projects, this product provides a more attractive and sustainable solution compared to metal or plastic drainage alternatives.

## Driveline Drain Charcoal

Also shown: Drivesett Tegula, Pennant Grey.

### COLOUR OPTIONS



### ACCESSORIES



- 1: Driveline Drain
- 2: Rodding Box & Access Lid
- 3: Connector Plate

### PACK SIZE INFORMATION

	Sizes mm (nominal)	No. items/ pack	No. blocks/ linear meter
Full size pack	150 x 100 x 168	240	24
Half size pack	150 x 11 x 168	96	9.6

### IMPORTANT LAYING INFORMATION

- ✓ This product comes with specific installation instructions, [see pg 136](#) for additional product notes.
- ✓ Accessories (2&3\*) are needed for a full installation. See installation guide for full details.
- ✓ Available via order select.







# DRIVESETT ARGENT PRIORA®

A granite aesthetic with permeable properties

91

DRIVESETT ARGENT PRIORA

The ultimate sustainable driveway option with no additional drainage required and no need for planning permission. Drivesett Argent Priora delivers the same contemporary granite look and appeal to your driveway with all of the peace of mind that comes with a permeable driveway.

## Drivesett Argent Priora Dark

Also shown: Drivesett Argent Priora, Light, Border.

### COLOUR OPTIONS



### PROJECT PACK - 8.06m<sup>2</sup> coverage

240 x 160 x 60

**108**  
per pack

160 x 160 x 60

**135**  
per pack

80 x 160 x 60

**36**  
per pack



### IMPORTANT LAYING INFORMATION

- ✓ Sizes and coverage are actual and do not include joint width.
- ✓ The Priora Sustainable Drainage System (SuDS) has been specifically designed to manage heavy rainfall. New and replacement driveways are exempt from planning requirements when they use SuDS. **See pg 136** for additional notes on legislation and installation guidelines.
- ✓ Available via order select.



# DRIVESETT TEGULA PRIORA®

A versatile permeable  
solution with an aged look

Drivesett Tegula Piora has been designed to manage heavy rainfall in a sustainable way, with surface water passing through into the ground below. As a result, there is no need for planning permission or any additional drainage. Our Tegula ranges are renowned for their lasting high quality look, whilst featuring an elegant time-worn appearance.



**Drivesett Tegula Piora Harvest & Traditional**  
Design & Install by Sandstone Landscape Construction, York

## COLOUR OPTIONS



## SINGLE SIZE PACKS

240 x 160 x 60

**232**  
per pack  
**8.91m<sup>2</sup>**  
coverage

160 x 160 x 60

**348**  
per pack  
**8.91m<sup>2</sup>**  
coverage

120 x 160 x 60

**492**  
per pack  
**9.45m<sup>2</sup>**  
coverage

## IMPORTANT LAYING INFORMATION

- ✓ Sizes and coverage are actual and do not include joint width.
- ✓ The Piora Sustainable Drainage System (SuDS) has been specifically designed to manage heavy rainfall. New and replacement driveways are exempt from planning requirements when they use SuDS. **See pg 136** for additional notes on legislation and installation guidelines.
- ✓ This range is manufactured across the UK so colour variation may alter slightly to images represented.
- ✓ Available via order select.





# DRIVELINE PRIORA®

A patented permeable  
driveway solution

The affordable permeable driveway solution, available in a range of attractive and popular colour options to enhance every home. Driveline Piora manages driveway drainage by allowing surface water to pass through the joints directly into the ground below, therefore not overloading the drains and reducing flood risk. Due to this, no planning permission or additional drainage is required.

## Driveline Piora Brindle

Also shown: Driveline Piora Charcoal and Driveline 4 in 1 Kerb

### COLOUR OPTIONS



### SINGLE SIZE PACKS - 8.08m<sup>2</sup> coverage

200 x 100 x 60mm

**404**  
per pack

### IMPORTANT LAYING INFORMATION

- ✓ Sizes and coverage are actual and do not include joint width.
- ✓ The Piora Sustainable Drainage System (SuDS) has been specifically designed to manage heavy rainfall. New and replacement driveways are exempt from planning requirements when they use SuDS. **See pg 136** for additional notes on legislation and installation guidelines.
- ✓ This range is manufactured across the UK so colour variation may alter slightly to images represented.



# DRIVEWAY NOTES

## General Driveway Notes

- All Marshalls driveway products in this brochure are designed for domestic vehicles only, they are not designed for commercial vehicles.
- Driveways must be installed with edge restraints for stability.
- Driveways must be installed in accordance with current legislation to manage and control water run-off.

## Natural Stone Driveway Products

- Marshalls endeavour to ensure that all natural stone products are covered by the Fairstone guarantee of quality. If the Fairstone Logo is visible on a product page be assured that this product is processed and supplied only by proven ethical sources (see page 14 for more information).
- All Marshalls sandstone paving is covered by the Marshalls Stone Standard quality mark of assurance. Where the Marshalls Stone Standard logo is visible on a sandstone page, be assured that this product not only meets but exceeds the base technical levels outlined in the British Standard.
- Due to the nature of this product, you may see some colour variation in natural stone products.

## Marshalls Concrete Driveway Products

- Mix blocks from a minimum of 3 of packs to ensure the correct colour blend.
- Take blocks from vertical columns rather than horizontal layers unless otherwise stated.
- Marshalls concrete block paving is manufactured in different factories. Colour may vary slightly across these works of manufacture.
- Marshalls can supply kiln dried sand, contact your local service centre for more information.
- Jointing sand should be introduced before the initial vibration and a rubber-faced matting on the vibrating plate should be used, except for SYMPHONY plus, where units should not be vibrated.

\*For specific installation guides, please contact Group Technical Services on 0333 220 2730.

## pg64-71 NATURAL STONE DRIVEWAYS

- Where a full mortar bed install is recommended, it is best practice to coat the back of each block with Marshalls Paving Primer before laying. This will assist bonding and stop draw through from the bed.

## pg64 DRIVEWAY SETTS

- A premium stone driveway product.
- Please note due to the nature of this product significant variation between stones can occur.
- For paths and edging smaller quantities can be ordered via the Order Select service, see p138.
- Slurry back natural stone with Marshalls Paving Primer to increase adhesion and prevent staining.
- The use of the correct installation method is critical for this product, please contact Group Technical Services for more information.

## pg65 NATURAL STONE SETTS

- Please note due to the nature of this product significant variation between stones can occur.
- Split and tumbled setts are calibrated.
- For paths and edging smaller quantities can be ordered via the Order Select service.
- Slurry back natural stone with Marshalls Paving Primer to increase adhesion and prevent staining.
- The use of the correct installation method is critical for this product, please contact Group Technical Services on 0333 220 2730 for more information.

## pg66 SCOUTMOOR SETTS

- Spoiling may occur on a number of units, this is a natural phenomenon.
- Please note due to the nature of this product significant variation between stones can occur.
- Requires a rigid installation.
- Slurry back natural stone with Marshalls Paving Primer to increase adhesion and prevent staining.
- The use of the correct installation method is critical for this product, please contact Group Technical Services on 0333 220 2730 for more information.

## pg67 CROPPED PORPHYRY SETTS

- Please note due to the nature of this product significant variation between stones can occur.
- These setts may sometimes be coated with a natural residue; this can be cleaned off with water after installation, or will naturally wear away overtime.
- Slurry back natural stone with Marshalls Paving Primer to increase adhesion and prevent staining.
- The use of the correct installation method is critical for this product, please contact Group Technical Services for more information on 0333 220 2730.

## pg68 MAGNASETT

- Please note due to the nature of this product significant variation between stones can occur.
- Slurry back natural stone with Marshalls Paving Primer to increase adhesion and prevent staining.
- The use of the correct installation method is critical for this product, please contact Group Technical Services for more information on 0333 220 2730.

## pg69 FARNLEY SETTS

- Please note due to the nature of this product significant variation between stones can occur.
- Designed to be butt jointed when installed.
- Slurry back natural stone with Marshalls Paving Primer to increase adhesion and prevent staining.
- The use of the correct installation method is critical for this product, please contact Group Technical Services for more information on 0333 220 2730.

## pg70 SAWN GRANITE ECLIPSE SETTS

- As Granite Eclipse is a natural material, varying degrees of quartz veining may be apparent in some pieces.
- Please note due to the nature of this product significant variation between stones can occur.
- The use of the correct installation method is critical for this product.
- Please note Marshalls WeatherPoint 365 is **not suitable** for use with this product. Marshalls Exterior Jointing Grout or Exterior Tile Grout should be used instead.
- Slurry back natural stone with Marshalls Paving Primer to increase adhesion and prevent staining.

## pg71 NEWDALE

- Please note due to the nature of this product significant variation between stones can occur.
- Slurry back natural stone with Marshalls Paving Primer to increase adhesion and prevent staining.
- The use of the correct installation method is critical for this product, please contact Group Technical Services for more information on 0333 220 2730.

## pg73 SYMPHONY PLUS DRIVE

- This product comes with specific installation guidelines. Full installation guideline can be downloaded from our website or contact Group Technical Services on 0333 220 2730.
- When using SYMPHONY® Plus, due to the weight of the units, mechanically aided lifting is essential.

## pg75-78 DRIVESYS RANGE

- It is essential that the Drivesys installation guidelines are followed.
- A soil test to check ground and permeability conditions should be completed prior to installation.
- The Drivesys system is not always suitable for poor ground conditions, such as heavy clay areas. We would recommend that you contact us prior to installation for further advice if ground conditions are not ideal.
- Drivesys must be installed with a solid edge restraint around the perimeter to retain the driveway.
- Drivesys units must come into full contact with the adjoining block when laid.
- Marshalls does not recommend installing Drivesys on a radius.
- Drivesys blocks come with a protective transportation seal which will remain slightly slippery underfoot until weathered. Once the seal has weathered blocks may appear lighter in colour.
- The correct amount of jointing compound is supplied with every pack of Drivesys. Some maintenance of this product will be required every year. See our Cleaning & Maintenance Guide for more details.
- After installation, scratches may be visible in the transportation seal. This will weather as the seal dissipates but care should be taken to reduce this during installation.
- For driveways with an incline of 15° or more or that has specific installation design requirements, please contact Group Technical Services 0333 220 2730.

## pg79 DRIVELINE METRO

- Lay a standard driveway sub-base as a flexible installation.
- Driveline Metro can be a single colour driveway, or you can purchase a number of different colour packs to create a unique effect.
- 80mm block will ensure structural stability but absolutely no commercial vehicle should traffic this product.
- A full layer of kiln dried sand should be deposited before any compaction takes place, making sure all blocks are completely covered.
- When cutting, it is important to make sure that once cut with water the block has been perfectly cleaned before installing, or staining will occur.

## pg80 DRIVESSETT ARGENT

- Lay a standard driveway sub-base as a flexible installation.
- Drivesett Argent Priora is also available, see p87.
- When cutting, it is important to make sure that once cut with water the block has been perfectly cleaned before installing.

## pg81 DRIVESSETT COPPICE

- Lay a standard driveway sub-base as a flexible installation.
- Take product from across a layer of the pack to achieve the correct colour blend.
- When laid randomly, colours will give the illusion of multiple block sizes.
- Potential to lay in different patterns, see Marshalls website for details.

## pg82 DRIVELINE NOVA

- Lay a standard driveway sub-base as a flexible installation.
- The colours blend throughout the packs so please ensure appropriate mix is installed across the area.
- The two textures can be laid together or individually.
- Lay in different laying patterns, see website for recommended options.

## pg83 DRIVESSETT NATRALE

- Lay a standard driveway sub-base as a flexible installation.
- Supplied in single size packs for choice, laying pattern options can be found on the Marshalls website.



**pg84 DRIVESETT TEGULA**

- Tegula is a trademark of SF Kooperation GmbH.
- Lay a standard driveway sub-base as a flexible installation.
- Perfect for driveways, paths and patios.
- This product is manufactured across the country. Colour may vary slightly across the manufacturing sites.
- Due to the manufacturing process, it is not recommended to mix project packs with single size packs.

**pg86 DRIVESETT SAVANNA**

- Lay a standard driveway sub-base as a flexible installation.
- Supplied in single size packs for choice, laying patterns available on the Marshalls website.

**pg87 DRIVESETT DECO**

- This product can also be used for pathways, driveway entrance strips or borders.
- One edge is grooved and so, to ensure an even course width, the blocks should be laid with the grooved edge facing the same way.

**pg88 STANDARD BLOCK PAVING**

- Lay a standard driveway sub-base as a flexible installation.
- A standard block paving product, made in different factories in England, Scotland and Wales therefore variations in colour and tone may occur.
- Keykerb range, see p113, provides standard edge restraint for this range.

**pg90 DRIVELINE DRAIN**

- Excavate a suitable concrete strip footing, normally 100mm lean mix, to support the Driveline Drain units, outfall and Rodding Boxes.
- Driveline Drain outfalls and Rodding Boxes should be installed first along with relevant pipework to existing underground pipework, soakaway or SuDS compliant system.
- Before installing the Driveline Drain units apply a 5mm bead of adhesive around the bottom half of the drainage hole avoiding the top of the aperture. Lay the units onto a freshly mixed workable concrete bed, making sure you achieve a tight connection between each unit.
- Haunch the units using a bedding concrete of an appropriate thickness and depth.
- On a flexible install lay the paving 3-5mm above the Driveline Drain units. On a rigid install lay the paving flush to the Driveline Drain units.
- For cleaning Driveline Drain please speak to Group Technical Services. If laying this product for the first time please contact Group Technical Services for an Installation Guide on 0333 220 2730.

**pg91 DRIVESETT ARGENT PRIORA****pg92 DRIVESETT TEGULA PRIORA**

- Priora is a trademark of UNI-International Bausysteme GmbH.
- Tegula is a trademark of SF Kooperation GmbH.
- Each 60mm block features the Marshalls unique, patented Priora nib.
- No drainage or soakaways required if installed correctly.
- Priora must be laid with 20mm and 6mm clean crushed stone aggregate to BS EN 13242 and BS EN 12620 to ensure compliance.
- Argent Only: – Supplied in mixed size packs, blocks are designed to be laid in a coursed laying pattern.
- Argent Only: – When cutting, it is important to make sure that once cut with water the block has been perfectly cleaned before installing.

**pg93 DRIVELINE PRIORA**

- Priora is a trademark of UNI-International Bausysteme GmbH.
- Each 60mm block features the Marshalls unique, patented Priora nib.
- No drainage, tarmac or soakaways required if installed correctly.
- Priora must be laid with 20mm and 6mm clean crushed stone aggregate to BS EN 13242 and BS EN 12620 to ensure compliance.
- Numerous laying patterns available; contact Group Technical Services or see website.

**PERMEABLE PAVING LEGISLATION**

The increased risk of flooding has led to changes in government legislation, meaning that the environmental consequences of creating hard landscaped areas for vehicle parking must now be taken into consideration when planning your driveway project. Visit [www.communities.gov.uk](http://www.communities.gov.uk) for further information.

New and replacement driveways of any size are exempt from planning permission requirements when they use Sustainable Drainage Systems (SuDS).

Marshalls offers a full range of driveway products requiring no planning permission and having a positive impact on the environment.

The Priora Sustainable Drainage Systems (SuDS) has been specifically designed to manage heavy rainfall events. Each 60mm block features the Marshalls patented Priora nib design, which allows surface water to pass between the blocks into a specially calculated sub-base without compromising the structural performance of the driveway.

**CONDITIONS REQUIRED FOR PRIORA****Common to all Priora Driveways:**

The Priora design drains water away safely in heavy rainfall without burdening the community drainage system.

If installed with the correct sub-base this permeable paving solution can be used in a front garden without obtaining planning permission.

Specific installation guidance must be followed.

The Priora System should not be attempted by the DIY enthusiast or untrained installer. It requires the careful calculation of a soil permeability test and appropriate use of specially graded sub-base aggregates.\* Should an installer wish to undertake training for the installation of this product please call the Marshalls Helpline on 0333 220 2730 for further information.

Visit the Marshalls website to find your nearest Marshalls Register Installers trained to install Priora Systems, or call 0333 220 2730.

The grade of Priora featured in this brochure is only intended for normal domestic vehicles and pedestrian traffic, though occasional delivery vehicles over 3.5 tonnes gross weight can be tolerated.\*

The Domestic Priora System is only intended for driveways or paths where infiltration is required only in the immediate Priora paved area and not from other surrounding paved or roofed areas (see rainwater catchment area guideline opposite).

In some parts of the country there are ground conditions where infiltration could adversely affect foundations to houses, therefore, if in doubt seek advice from a specialist or the local authority building control department.

Properties constructed pre 1920 may not have been built on traditional concrete foundation, therefore in this case, Marshalls Domestic Priora System should not be installed.

Check for services, Priora must not be installed if gas or electric services run through intended Priora areas.

Priora is a trademark of UNI-International Bausysteme GmbH.

**GUIDELINES FOR INSTALLING PRIORA****Surface Gradient**

The intended Priora area must fall away from the owner's house and any other buildings in the immediate vicinity.

If the driveway exceeds 20m in length and/or has a gradient greater than 1 in 100 then please contact Group Technical Services.\*

The top surface of the driveway should finish at least 150mm below any adjoining wall DPC level.

**Existing Foundations**

If your house lies adjacent to or less than 600mm from the proposed Domestic Priora driveway area, establish depth of house foundation before undertaking any soil test/Priora installation. The house foundation top surface must be 600mm (minimum) below the finished level of the top of the proposed Priora driveway.

**Soil Strength and Permeability**

Marshalls Domestic Priora System must be laid on a subgrade which has previously had an established and adequate existing driveway and an area which has a subgrade soil strength greater than 5%.

The Domestic Priora System is only suitable for soil areas where infiltration applies and the test criteria have been met as per the standard permeability test.

For the standard permeability a test hole should be dug for every 20m<sup>2</sup> of driveway. There should be a minimum of two holes. Holes/pits should be spaced evenly in relation to the proposed Priora area.\*

**Discharge onto Roadway**

The Domestic Priora area must not discharge onto surrounding public roadway and pathways and towards any buildings.

**Rainwater Catchment Area**

No adjoining surface areas (rainwater pipes, roof areas, etc) must drain onto and into the proposed Domestic Priora driveway area, however, small areas such as door steps and garage areas are acceptable providing they do not exceed 5% of the driveway area.

Guideline: Catchment area = driveway area.  
Catchment area = drained surface area.

**Aggregates**

Priora must be laid with 20mm and 6mm clean crushed stone aggregate to BS EN 13242 and BS EN 12620 to ensure compliance.

**Trees**

When installing in close proximity to existing trees, tree roots smaller than 25mm diameter may be pruned back, preferably to a side branch, using a suitable pair of secateurs or hand saw. Roots larger than 25mm should only be severed following consultation with an arboriculturist, as they may be essential to the tree's health and stability. Protection of the pavement will also be required, hence the requirement of a permeable root barrier system such as the Geoweb bio barrier system ([www.Fiberweb.com](http://www.Fiberweb.com)) or similar which is non surface protruding, and therefore, does not present a trip hazard once installed.

**Health and Safety**

It is possible that more excavation for a Priora driveway may be required than that of a driveway constructed of traditional block paving, therefore, care must be taken when excavating ground to a deeper level. Particular care must be taken to protect the sites from children and partially sighted persons and for collapse of adjoining features such as boundary walls/fences.

Check for services, if they run through intended Priora areas, the service provider must be consulted before work commences.

Care must be taken when constructing over sewer, rainwater pipes and water pipes to ensure that the services remain supported for their full length by undisturbed material and are surrounded on the remaining sides by a minimum of 150mm of 6mm material to protect the service.

